

LAVAPEN C

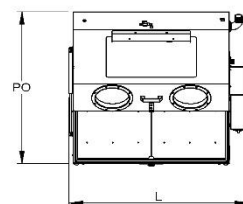
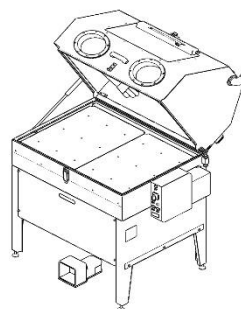
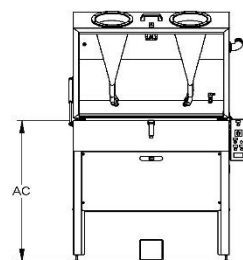
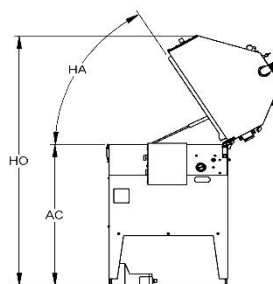
This system performs the successful washing of small and medium sized mechanical parts. Washing is carried out manually with two gloves in the front part.

The appropriate washing results are ensured by a high pressure pump and a special spray-nozzle.

In this configuration (C), the machine is fed by single-phase current. It is then possible to heat the washing liquid up to 60 °C, and to wash parts with an adjustable pressurised pump up to 8 bar.

The machine is available in 3 versions:

- P (cold pneumatic)
- C (high pressure, maximum temperature adjustable up to 60°C)
- X (very high pressure, maximum temperature adjustable up to 60°C)



Dimensions and layout	LP3_C	LP4_C
depth (P)	85 cm	95 cm
depth with opened machine (PO)	111 cm	120 cm
height (H)	160 cm	160 cm
height with opened machine (HO)	180 cm	190 cm
loading height (AC)	100 cm	100 cm
noise LT (RU)	75 dBA	75 dBA
opening angle (HA)	60°	60°
washing area (AL)	95 x 70 cm	120 x 80 cm
washing height (HL)	45 cm	45 cm
weight (W)	105 Kg	111 Kg
width (L)	120 cm	145 cm

Connections	LP3_C	LP4_C
Compressed air intake	F 1/4"	F 1/4"
Electrical connection: plug	1P+N+PE 16A	1P+N+PE 16A
Steam extraction	Ø50 mm	Ø50 mm
Tank liquid drain	F 1"	F 1"

Technical data	LP3_C	LP4_C
Heating tank 1	3 kW	3 kW
Load capacity	70 kg	70 kg
Pump 1	0,75 kW - 9 bar - 10 lt/min	0,75 kW - 9 bar - 10 lt/min

Technical data	LP3_C	LP4_C
Tank 1 capacity	75 lt	90 lt

Technical features	LP3_C	LP4_C
Adjustable feet +/- 50mm	★	★
Black latex gloves	★	★
Closing hatch with hoses and tempered glass	★	★
Compressed air blowing gun	★	★
Cover border gasket	★	★
Digital thermostat for temperature regulation	★	★
Door closure assisted with gas springs and fastening hook	★	★
Drain valves for emptying tanks	★	★
Heating of the liquid with stainless steel electric heating element	★	★
Intake and delivery pump hose (easy maintenance)	★	★
Internal ed external welding bleaching	★	★
IP55 main electrical box, electromechanical controls	★	★
LED light	★	★
Manually adjustable washing pressure	★	★
Minimum level switch	★	★
Pedal-controlled washing action	★	★
Safety limit switch on cover opening	★	★
Special ergonomic washing brush	★	★
Stainless steel electric pump with special seals	★	★
Structure and sheet metal in contact with liquid in AISI 304L stainless steel	★	★

Accessories	LP3_C	LP4_C	Cod.
Automatic interior lighting and glass blowing	✓	✓	ISA
Compact pneumatic oil separator	✓	✓	MD
Customization for use of detergents with bacteria	✓	✓	BIO
Heating start-up weekly programmer	✓	✓	PRGSET
Heating with external resistances, not in contact with the liquid	✓	✓	RRA
Immersed magnet for separation of ferritic powder	✓	✓	MAG
Increased loading capacity to 150 kg	✓	✓	ACC150
Increased opening of the lid (90 °) for loading with hoist and anti-tip system [D]	✓	✓	AP90G
Machine equipped with wheels for handling [D]	✓	✓	RUO
Mini steam condenser	✓	✓	MCOND
Rotating workpiece support table with manual idle rotation	✓	✓	PROT
Stainless steel cartridge filter (10/25/50 micron)	✓	✓	FCX

Accessories notes legend

[D]: the two accessories are incompatible, they cannot be installed on the same system

★ = included in the basic model, ✓ = available on request, X = not available